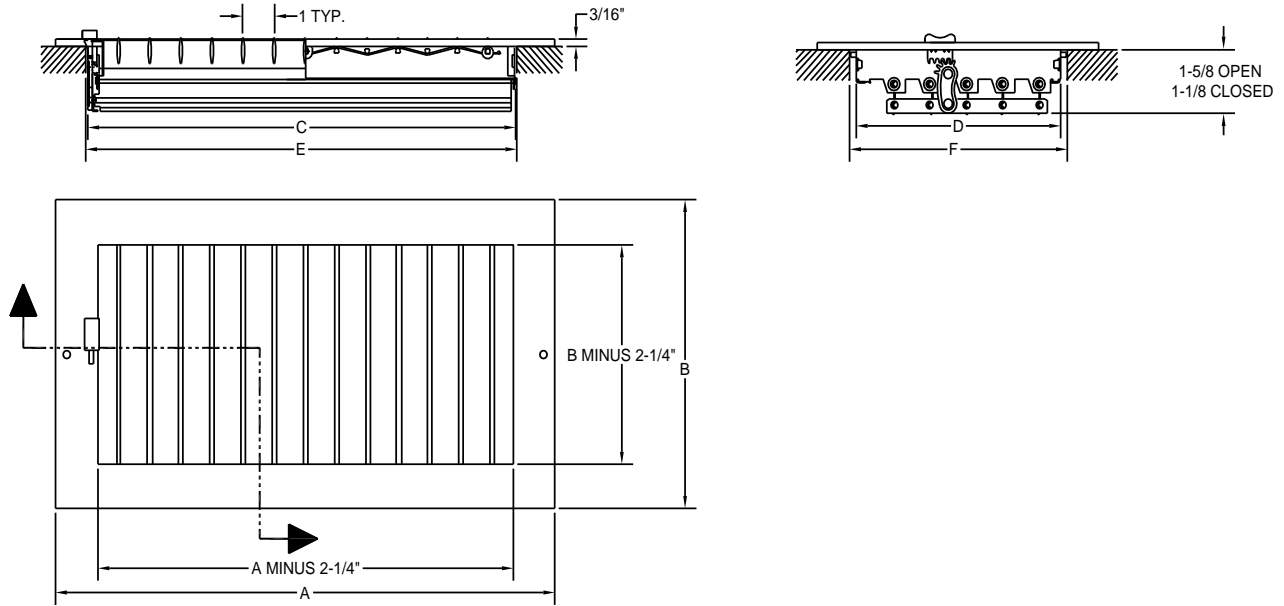




MFSCRA SERIES ADJUSTABLE SIDEWALL CEILING REGISTER SPECIFICATION CHART



- Heavy Gauge Steel Construction
- Adjustable Front Fins
- Multi-Shutter Damper
- Finish: White

Adjustable Sidewall/Ceiling Register Dimensional Chart

Size (ExF)	Dimensions (See Detail Sketches)				Size (ExF)	Dimensions (See Detail Sketches)			
	A	B	C	D		A	B	C	D
6x6	7-3/4	7-3/4	5-7/8	5-7/8	12x6	13-3/4	7-3/4	11-7/8	5-7/8
8x4	9-3/4	5-3/4	7-7/8	3-7/8	12x8	13-3/4	9-3/4	11-7/8	7-7/8
8x8	9-3/4	9-3/4	7-7/8	7-7/8	12x12	13-3/4	13-3/4	11-7/8	11-7/8
10x4	11-3/4	5-3/4	9-7/8	3-7/8	14x4	15-3/4	5-3/4	13-7/8	3-7/8
10x6	11-3/4	7-3/4	9-7/8	5-7/8	14x6	15-3/4	7-3/4	13-7/8	5-7/8
10x8	11-3/4	9-3/4	9-7/8	7-7/8	14x8	15-3/4	9-3/4	13-7/8	7-7/8
10x10	11-3/4	11-3/4	9-7/8	9-7/8	16x6	17-3/4	7-3/4	15-7/8	5-7/8
12x4	13-3/4	5-3/4	11-7/8	3-7/8					

DEFLECTION A

Face Velocity		300	400	500	600	700	800	900	1000	1100	1200
Pressure Loss (In H₂O)		0.004	0.008	0.012	0.020	0.028	0.040	0.052	0.064	0.080	0.096
6 x 6	cfm	55	70	90	105	125	140	160	175	195	210
Ak .18	throw	6.0	8.0	10.0	11.0	13.0	15.0	16.0	18.0	20.0	21.0
8 x 4	cfm	45	60	80	95	110	125	140	155	170	185
Ak .16	throw	6.0	8.0	9.0	11.0	12.0	14.0	15.0	17.0	19.0	20.0
8 x 8	cfm	100	135	165	200	235	265	300	335	365	400
Ak .34	throw	8.0	11.0	13.0	16.0	17.0	20.0	22.0	25.0	27.0	30.0
10 x 4	cfm	60	80	100	120	140	160	185	205	225	245
Ak .20	throw	6.0	8.0	10.0	12.0	14.0	16.0	18.0	20.0	22.0	24.0
10 x 6	cfm	100	130	165	200	230	265	300	330	365	395
Ak .33	throw	8.0	10.0	13.0	15.0	17.0	20.0	22.0	24.0	27.0	29.0
10 x 8	cfm	130	170	215	255	300	340	385	425	470	510
Ak .43	throw	8.0	11.0	14.0	17.0	20.0	23.0	25.0	28.0	30.0	33.0
10 x 10	cfm	160	215	270	325	375	430	485	540	590	645
Ak .54	throw	10.0	12.0	16.0	19.0	21.0	25.0	28.0	32.0	36.0	39.0
12 x 4	cfm	70	95	120	145	170	190	215	240	265	290
Ak .24	throw	7.0	9.0	11.0	13.0	16.0	18.0	19.0	21.0	23.0	25.0
12 x 6	cfm	115	155	190	230	270	305	345	385	420	460
Ak .38	throw	8.0	11.0	14.0	17.0	19.0	22.0	25.0	27.0	29.0	33.0
12 x 8	cfm	160	210	265	320	370	425	475	530	585	635
Ak .53	throw	9.0	12.0	15.0	19.0	21.0	24.0	28.0	32.0	35.0	38.0
12 x 12	cfm	235	315	395	470	550	630	710	785	865	945
Ak .79	throw	12.0	15.0	18.0	22.0	26.0	30.0	35.0	37.0	40.0	45.0
14 x 4	cfm	85	115	145	175	200	230	260	290	320	345
Ak .29	throw	7.0	10.0	13.0	15.0	17.0	19.0	21.0	23.0	25.0	26.0
14 x 6	cfm	135	180	225	270	310	360	400	445	490	535
Ak .45	throw	9.0	11.0	14.0	18.0	20.0	23.0	26.0	28.0	31.0	34.0
14 x 8	cfm	185	250	310	370	435	495	560	620	680	745
Ak .63	throw	11.0	14.0	18.0	21.0	24.0	27.0	30.0	33.0	37.0	40.0
16 x 6	cfm	165	220	275	330	385	440	500	550	610	665
Ak .55	throw	11.0	13.0	15.0	18.0	20.0	24.0	26.0	28.0	34.0	37.0

Terminal velocity of 75 fpm & Throw (ft)

*See page 4 for graph.

DEFLECTION C

Face Velocity		300	400	500	600	700	800	900	1000	1100	1200
Pressure Loss (In H₂O)		0.004	0.008	0.012	0.020	0.028	0.040	0.052	0.064	0.080	0.096
6 x 6	cfm	50	65	80	100	115	130	145	165	180	195
Ak .16	throw	4.0	6.0	8.0	10.0	11.0	13.0	14.0	16.0	17.0	19.0
8 x 4	cfm	40	55	70	85	100	115	125	140	155	170
Ak .15	throw	4.0	6.0	7.0	9.0	10.0	12.0	13.0	15.0	16.0	17.0
8 x 8	cfm	90	120	150	180	210	240	270	300	330	360
Ak .30	throw	7.0	9.0	12.0	14.0	15.0	18.0	19.0	21.0	23.0	26.0
10 x 4	cfm	55	75	90	110	125	145	165	180	200	220
Ak .18	throw	4.0	6.0	9.0	10.0	11.0	14.0	15.0	16.0	18.0	19.0
10 x 6	cfm	85	115	145	175	205	235	260	290	320	350
Ak .30	throw	6.0	8.0	12.0	14.0	15.0	17.0	19.0	20.0	22.0	24.0
10 x 8	cfm	120	155	195	235	275	315	355	390	430	470
Ak .39	throw	7.0	9.0	12.0	15.0	16.0	19.0	21.0	24.0	26.0	28.0
10 x 10	cfm	145	190	240	285	335	385	430	480	525	575
Ak .48	throw	9.0	11.0	14.0	17.0	19.0	22.0	25.0	26.0	28.0	33.0
12 x 4	cfm	65	90	110	130	155	175	195	220	240	265
Ak .22	throw	5.0	7.0	9.0	11.0	13.0	15.0	16.0	17.0	19.0	20.0
12 x 6	cfm	105	140	170	205	240	275	310	345	380	415
Ak .35	throw	7.0	9.0	12.0	14.0	16.0	19.0	20.0	22.0	24.0	27.0
12 x 8	cfm	140	190	235	285	330	380	425	475	520	570
Ak .47	throw	8.0	11.0	13.0	16.0	18.0	21.0	24.0	26.0	27.0	31.0
12 x 12	cfm	210	280	350	420	490	560	630	700	770	840
Ak .70	throw	11.0	13.0	16.0	19.0	22.0	26.0	32.0	34.0	35.0	39.0
14 x 4	cfm	80	105	135	160	185	210	240	265	290	320
Ak .27	throw	6.0	8.0	11.0	13.0	15.0	16.0	18.0	20.0	21.0	23.0
14 x 6	cfm	125	165	210	250	290	335	375	415	460	500
Ak .42	throw	8.0	10.0	13.0	15.0	17.0	20.0	23.0	25.0	27.0	30.0
14 x 8	cfm	165	225	280	335	390	445	500	560	615	670
Ak .56	throw	10.0	12.0	15.0	17.0	20.0	23.0	27.0	28.0	31.0	34.0
16 x 6	cfm	140	185	230	280	325	370	415	465	510	555
Ak .46	throw	8.0	12.0	13.0	16.0	17.0	21.0	23.0	25.0	26.0	30.0

Terminal velocity of 75 fpm & Throw (ft)

*See page 4 for graph.

DEFLECTION E

Face Velocity		300	400	500	600	700	800	900	1000	1100	1200
Pressure Loss (In H₂O)		0.004	0.008	0.012	0.020	0.028	0.040	0.052	0.064	0.080	0.096
6 x 6	cfm	44	60	75	90	100	115	130	145	160	175
Ak .15	throw	3.0	5.0	6.0	8.0	9.0	10.0	11.0	13.0	14.0	16.0
8 x 4	cfm	40	50	65	75	90	100	115	125	140	150
Ak .13	throw	3.0	5.0	6.0	7.0	8.0	9.0	10.0	11.0	13.0	14.0
8 x 8	cfm	85	110	140	165	195	220	250	275	300	330
Ak .28	throw	6.0	7.0	10.0	11.0	12.0	15.0	16.0	18.0	20.0	22.0
10 x 4	cfm	50	65	80	100	115	130	150	165	180	195
Ak .17	throw	3.0	5.0	7.0	8.0	9.0	11.0	12.0	13.0	15.0	16.0
10 x 6	cfm	80	105	135	160	185	210	240	265	290	320
Ak .27	throw	5.0	6.0	10.0	11.0	12.0	14.0	16.0	18.0	19.0	21.0
10 x 8	cfm	105	140	175	210	245	280	315	350	385	420
Ak .35	throw	6.0	7.0	10.0	12.0	13.0	15.0	17.0	19.0	21.0	23.0
10 x 10	cfm	130	175	220	265	310	355	395	440	485	530
Ak .44	throw	7.0	9.0	11.0	14.0	16.0	18.0	20.0	21.0	23.0	25.0
12 x 4	cfm	60	80	100	120	140	160	175	195	215	235
Ak .20	throw	4.0	5.0	7.0	9.0	10.0	12.0	13.0	14.0	16.0	17.0
12 x 6	cfm	95	125	160	190	220	250	280	315	345	375
Ak .31	throw	6.0	7.0	10.0	11.0	13.0	15.0	17.0	18.0	20.0	23.0
12 x 8	cfm	130	175	220	260	305	350	390	435	480	525
Ak .44	throw	6.0	9.0	10.0	13.0	15.0	17.0	19.0	21.0	22.0	25.0
12 x 12	cfm	195	260	325	390	455	520	580	645	710	775
Ak .65	throw	9.0	11.0	13.0	15.0	19.0	22.0	25.0	28.0	29.0	30.0
14 x 4	cfm	70	95	120	145	165	190	215	240	265	285
Ak .24	throw	5.0	6.0	9.0	11.0	12.0	14.0	15.0	17.0	18.0	20.0
14 x 6	cfm	110	145	185	220	255	295	330	365	405	440
Ak .37	throw	6.0	8.0	10.0	12.0	14.0	16.0	18.0	19.0	21.0	23.0
14 x 8	cfm	155	205	260	310	360	415	465	515	570	620
Ak .52	throw	8.0	10.0	12.0	14.0	16.0	19.0	21.0	22.0	25.0	26.0
16 x 6	cfm	120	160	200	240	280	320	360	400	440	480
Ak .40	throw	7.0	8.0	9.0	11.0	13.0	15.0	17.0	18.0	19.0	21.0

Terminal velocity of 75 fpm & Throw (ft)

*See page 4 for graph.

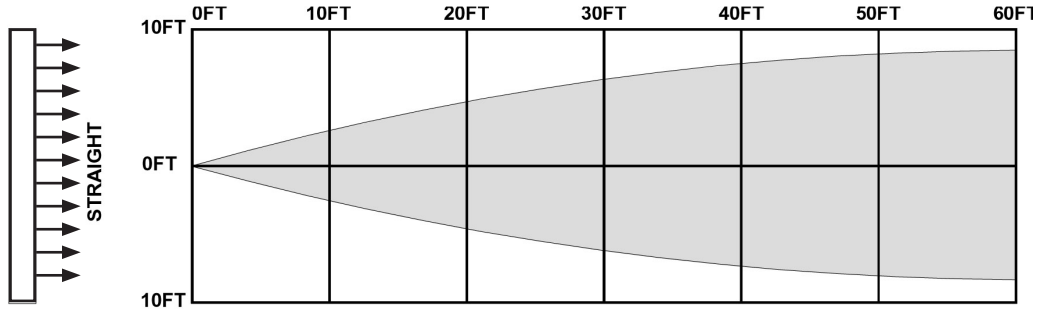
DEFLECTION G

Face Velocity		300	400	500	600	700	800	900	1000	1100	1200
Pressure Loss (In H₂O)		0.004	0.008	0.012	0.020	0.028	0.040	0.052	0.064	0.080	0.096
6 x 6	cfm	40	55	65	80	95	105	120	135	145	160
Ak .13	throw	2.0	3.0	4.0	6.0	7.0	8.0	9.0	10.0	10.0	12.0
8 x 4	cfm	35	45	60	70	85	95	105	120	130	140
Ak .12	throw	2.0	3.0	4.0	5.0	6.0	7.0	7.0	8.0	9.0	10.0
8 x 8	cfm	75	100	125	150	175	200	225	250	275	300
Ak .25	throw	4.0	5.0	7.0	8.0	9.0	11.0	12.0	13.0	15.0	16.0
10 x 4	cfm	45	60	75	90	105	120	135	150	165	180
Ak .15	throw	2.0	3.0	5.0	6.0	7.0	8.0	9.0	10.0	11.0	12.0
10 x 6	cfm	70	95	120	145	170	190	215	240	265	290
Ak .25	throw	3.0	4.0	6.0	8.0	9.0	11.0	12.0	13.0	14.0	16.0
10 x 8	cfm	95	130	160	190	225	255	290	320	350	385
Ak .32	throw	4.0	6.0	7.0	8.0	10.0	11.0	13.0	14.0	15.0	16.0
10 x 10	cfm	120	160	200	240	285	325	365	405	445	485
Ak .40	throw	6.0	7.0	8.0	9.0	13.0	14.0	15.0	16.0	17.0	18.0
12 x 4	cfm	55	70	90	110	125	145	160	180	200	215
Ak .18	throw	3.0	4.0	5.0	7.0	8.0	8.0	9.0	11.0	12.0	13.0
12 x 6	cfm	85	115	145	170	200	230	260	285	315	345
Ak .29	throw	4.0	5.0	7.0	8.0	10.0	11.0	12.0	14.0	15.0	16.0
12 x 8	cfm	120	160	200	240	280	320	360	400	440	480
Ak .40	throw	5.0	7.0	8.0	9.0	12.0	13.0	14.0	15.0	16.0	18.0
12 x 12	cfm	180	235	295	355	415	475	535	590	650	710
Ak .59	throw	7.0	9.0	10.0	11.0	15.0	17.0	19.0	21.0	23.0	24.0
14 x 4	cfm	65	90	110	130	155	175	195	220	240	265
Ak .22	throw	3.0	4.0	6.0	7.0	9.0	10.0	11.0	13.0	14.0	16.0
14 x 6	cfm	100	135	170	200	235	270	300	335	370	405
Ak .34	throw	5.0	6.0	7.0	8.0	11.0	12.0	13.0	14.0	15.0	16.0
14 x 8	cfm	140	185	230	280	325	370	415	465	510	555
Ak .46	throw	6.0	7.0	8.0	10.0	13.0	14.0	16.0	17.0	18.0	19.0
16 x 6	cfm	115	155	190	230	270	305	345	385	420	460
Ak .38	throw	5.0	6.0	7.0	8.0	11.0	13.0	14.0	15.0	16.0	17.0

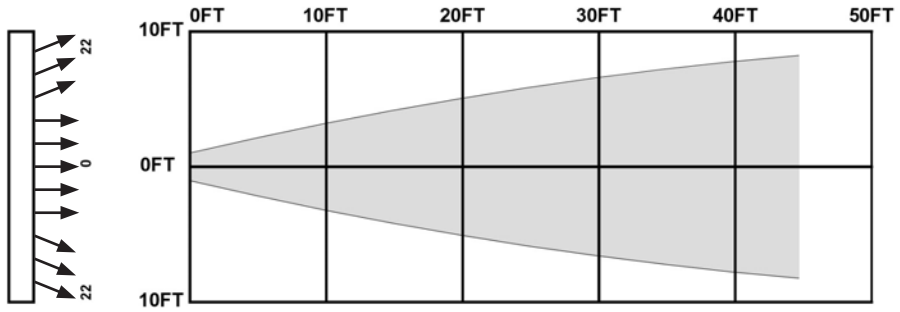
Terminal velocity of 75 fpm & Throw (ft)

*See page 4 for graph.

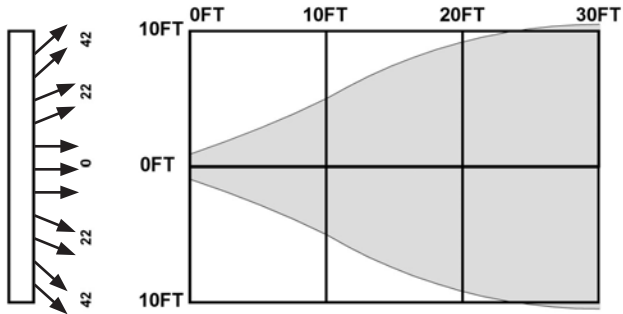
Deflection A



Deflection C



Deflection E



Deflection G

