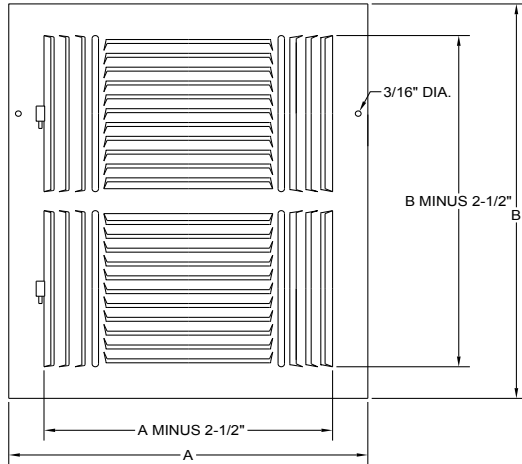
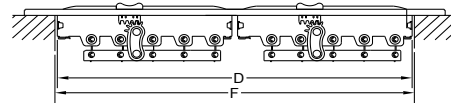
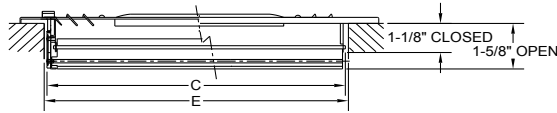




4-WAY SIDEWALL CEILING REGISTER SPECIFICATION CHART



- Heavy Gauge Steel Construction
- Integral Multi-Shutter Damper
- 4 - Way Deflection
- Finish: White

4-Way Sidewall/Ceiling Dimensional Chart

Size (ExF)	Dimensions (See Detail Sketches)				Size (ExF)	Dimensions (See Detail Sketches)			
	A	B	C	D		A	B	C	D
6x6	7-3/4	7-3/4	5-3/4	5-5/8	12x12	13-3/4	13-3/4	11-3/4	11-5/8
8x8	9-3/4	9-3/4	7-3/4	7-5/8	14x14	15-3/4	15-3/4	13-3/4	13-5/8
10x10	11-3/4	11-3/4	9-3/4	9-5/8					

4-Way Sidewall/Ceiling Register

Face Velocity		300	400	500	600	700	800	900	1000
Pressure Loss (In H ₂ O)		0.008	0.012	0.020	0.028	0.036	0.048	0.056	0.064
6x6 Ak =0.11	Total cfm	30	40	50	65	75	85	95	105
	cfm L/S	4/11	6/14	8/17	10/22	12/26	14/29	15/32	17/36
	Throw L/S	2/3	2/3.5	3/4	3.5/5.5	4.5/6.5	5/7	5.5/8	6/9
8x8 Ak =0.19	Total cfm	60	80	100	120	140	160	180	200
	cfm L/S	16/14	21/19	26/24	31/29	37/34	42/38	47/43	52/48
	Throw L/S	3/3	4/4	5/5	6/6	7.5/7	8.5/8	9.5/9	10.5/10
10x10 Ak =0.30	Total cfm	95	125	155	185	215	250	280	310
	cfm L/S	31/17	40/23	50/28	59/33	69/39	80/45	90/50	99/56
	Throw L/S	4.5/3.5	6/4.5	7/5.5	8.5/6.5	10/7.5	11/9	13/9.5	14.5/10
12x12 Ak =0.43	Total cfm	140	190	235	280	330	375	425	470
	cfm L/S	37/34	50/46	61/56	73/67	86/79	98/90	111/102	122/113
	Throw L/S	5/4.5	6.5/6	8/7.5	9.5/9	11.5/10	13/12	14.5/14	16/15.5
14x14 Ak =0.67	Total cfm	195	260	325	390	455	520	585	650
	cfm L/S	59/39	78/52	98/65	117/78	137/91	156/104	176/117	195/130
	Throw L/S	6/5	8/7	11/9	13/10	16/12	18/14	21/15	24/17

Terminal velocity of 75 fpm.

