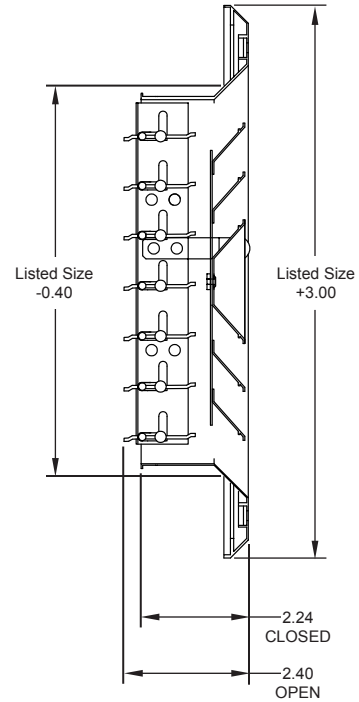
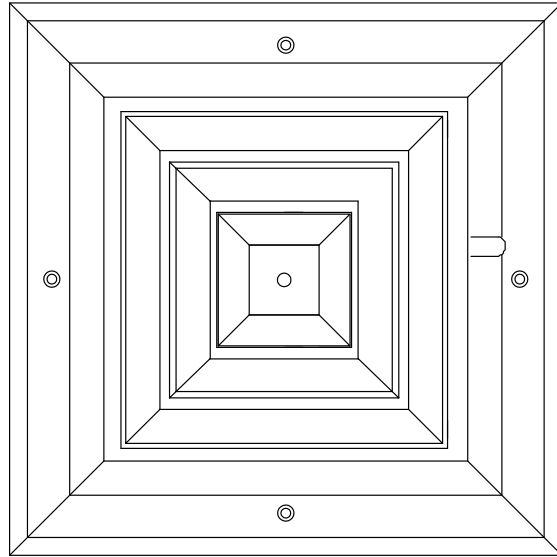




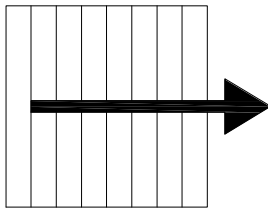
MFEASC SERIES EXTRUDED ALUMINUM CEILING DIFFUSER



- Aluminum Face Construction
- 1-Way, 2-Way, 3-Way or 4-Way Air Diffusion
- Opposed Blade Dampers
- Finger Tip Damper Control Lever
- Face Mount Installation
- Face Finish: White

MFEASC#W1

Extruded Aluminum Diffuser - 1 Way

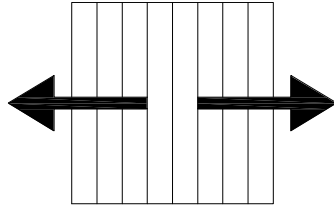


Face Velocity		400	500	600	700	900	1100	1500
Pressure Loss (In H ₂ O)		0.016	0.024	0.040	0.052	0.092	0.144	0.280
6x6	cfm	50	65	80	90	115	145	195
Ak .14	Throw	4.0	6.0	7.0	8.0	11.0	13.0	18.0
8x8	cfm	80	100	120	140	180	220	300
Ak .23	Throw	6.0	8.0	9.0	10.0	13.0	15.0	20.0
10x10	cfm	115	145	175	205	260	320	435
Ak .30	Throw	7.0	9.0	10.0	13.0	15.0	19.0	26.0
12x12	cfm	170	210	250	295	380	460	630
Ak .42	Throw	8.0	10.0	13.0	15.0	19.0	23.0	31.0
14x14	cfm	240	300	355	415	530	650	885
Ak .59	Throw	11.0	13.0	16.0	19.0	24.0	30.0	38.0

Terminal Velocity of 75 fpm, # = Listed Size

MFEASC#W2

Extruded Aluminum Diffuser - 2 Way

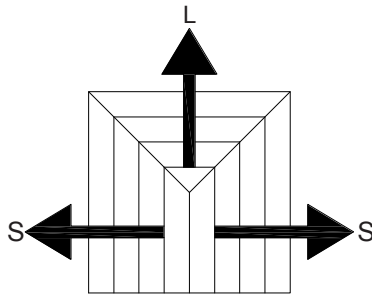


Face Velocity		400	500	600	700	900	1100	1500
Pressure Loss (In H ₂ O)		0.016	0.028	0.048	0.072	0.112	0.148	0.280
6x6 Ak .14	cfm Throw	50 3.0	65 4.0	80 5.0	90 6.0	115 8.0	145 9.0	195 11.0
8x8 Ak .23	cfm Throw	80 4.0	100 5.0	120 6.0	140 7.0	180 9.0	220 11.0	300 15.0
10x10 Ak .30	cfm Throw	115 5.0	145 6.0	175 8.0	205 10.0	260 13.0	320 15.0	435 20.0
12x12 Ak .42	cfm Throw	170 6.0	210 7.0	250 9.0	295 10.0	380 13.0	460 16.0	630 24.0
14x14 Ak .59	cfm Throw	240 8.0	300 10.0	355 11.0	415 13.0	530 15.0	650 18.0	885 23.0

Terminal Velocity of 75 fpm, # = Listed Size

MFEASC#W3

Extruded Aluminum Diffuser - 3 Way

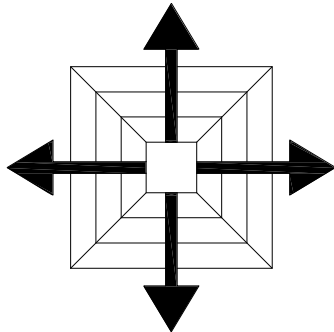


Face Velocity		400	500	600	700	900	1100	1500
Pressure Loss (In H ₂ O)		0.016	0.028	0.052	0.072	0.112	0.144	0.280
6x6 Ak .14	cfm Throw L/S	50 4/3	65 5/4	80 5/4	90 6/5	115 7/6	145 8/7	195 11/8
8x8 Ak .23	cfm Throw L/S	80 4/2	100 5/3	120 6/3	140 7/4	180 10/5	220 12/6	300 15/9
10x10 Ak .30	cfm Throw L/S	115 6/3	145 8/4	175 9/5	205 10/5	260 12/7	320 14/8	435 18/10
12x12 Ak .42	cfm Throw L/S	170 6/4	210 8/5	250 10/6	295 12/7	380 16/9	460 20/11	630 24/16
14x14 Ak .59	cfm Throw L/S	240 9/4	300 10/6	355 12/7	415 14/8	530 17/10	650 20/13	885 26/18

Terminal Velocity of 75 fpm, # = Listed Size

MFEASC#W4

Extruded Aluminum Diffuser - 4 Way

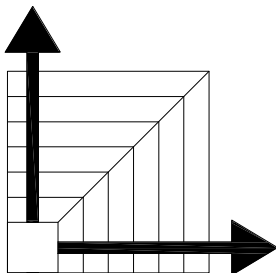


Face Velocity		400	500	600	700	900	1100	1500
Pressure Loss (In H ₂ O)		0.016	0.028	0.052	0.072	0.116	0.152	0.280
6x6 Ak .14	cfm Throw	50 3.0	65 4.0	80 4.0	90 5.0	115 6.0	145 7.0	195 10.0
8x8 Ak .23	cfm Throw	80 4.0	100 5.0	120 6.0	140 6.0	180 8.0	220 10.0	300 14.0
10x10 Ak .30	cfm Throw	115 4.0	145 5.0	175 7.0	205 9.0	260 10.0	320 11.0	435 16.0
12x12 Ak .42	cfm Throw	170 6.0	210 7.0	250 8.0	295 9.0	380 11.0	460 13.0	630 17.0
14x14 Ak .59	cfm Throw	240 6.0	300 8.0	355 9.0	415 10.0	530 13.0	650 16.0	885 22.0

Terminal Velocity of 75 fpm, # = Listed Size

MFEASC#WC

Extruded Aluminum Diffuser - 2 Way Corner



Face Velocity		400	500	600	700	900	1100	1500
Pressure Loss (In H ₂ O)		0.016	0.028	0.048	0.064	0.120	0.144	0.280
6x6 Ak .14	cfm Throw	50 3.0	65 4.0	80 5.0	90 6.0	115 8.0	145 10.0	195 13.0
8x8 Ak .23	cfm Throw	80 5.0	100 6.0	120 7.0	140 8.0	180 10.0	220 12.0	300 15.0
10x10 Ak .30	cfm Throw	115 6.0	145 8.0	175 10.0	205 11.0	260 12.0	320 14.0	435 19.0
12x12 Ak .42	cfm Throw	170 7.0	210 9.0	250 10.0	295 12.0	380 15.0	460 17.0	630 23.0
14x14 Ak .59	cfm Throw	240 7.0	300 9.0	355 10.0	415 12.0	530 16.0	650 20.0	885 28.0

Terminal Velocity of 75 fpm, # = Listed Size